



GTCC 2026 Stage 2

Sorted on Best Lap time


GTCC 2026 Stage 2

RIM (Rustavi Motorpark) 4.120 km

Practice

5/31/2026 10:40 AM

Practice started at 11:18:44



Pos	No.	Name	Best Tm	In Lap	Diff	Laps	Best Speed	S1 Best	S2 Best	S3 Best	2nd Best
1	1	Sandro Tavartkiladze	1:58.323	1		1	125.352	37.613		1:27.178	
2	10	Giorgi Bezhitashvili	1:58.753	1	0.430	11	124.898	37.726		1:31.512	1:59.899
3	22	Shalva Tsikhelashvili	1:58.862	1	0.539	4	124.783	37.364		1:27.722	1:59.708
4	7	Nodar Svanidze	1:59.655	1	1.332	8	123.956	38.091		1:36.390	2:00.541
5	79	Sandro Kajaia	1:59.846	8	1.523	9	123.759	37.943		1:27.173	2:00.003
6	15	Tornike Kiknavelidze	2:00.158	1	1.835	11	123.437	38.032		1:28.260	2:00.312
7	11	Tornike Maisuradze	2:00.284	1	1.961	9	123.308	38.036		1:48.516	2:00.653
8	85	Irakli Kukhianidze	2:00.297	1	1.974	5	123.295	37.928		1:34.066	2:00.377
9	8	Giorgi Tsamalashvili	2:00.574	2	2.251	7	123.012	38.091		1:30.762	2:00.589
10	26	Ushangi Nanava	2:00.973	6	2.650	8	122.606	38.116		1:31.219	2:01.551
11	5	Davit Khelkheldauri	2:01.187	9	2.864	9	122.389	38.385		1:45.138	2:01.211
12	9	Shalva Khukhashvili	2:01.265	3	2.942	11	122.311	38.186		1:30.503	2:01.454
13	14	Giorgi Kiknadze	2:01.566	4	3.243	7	122.008	38.493			2:01.721
14	95	Giorgi Tserikmazashvili	2:04.100	8	5.777	11	119.517	38.993		1:43.858	2:04.166
15	71	Giorgi Metephshishvili	2:04.717	8	6.394	8	118.925	40.031			2:10.185
16	2	Lado Kukhianidze		0			-				
17	37	Sandro Nebieridze		0			-				

Chief of Timing & Scoring

Race Director

Orbits

www.mylaps.com

Licensed to: Rustavi International Motorpark



GTCC 2026 Stage 2


GTCC 2026 Stage 2

RIM (Rustavi Motorpark) 4.120 km

Practice

5/31/2026 10:40 AM

Practice started at 11:18:44



Lap	Time of Day	Lap Tm	Gap	S1	S2	S3
(1) Sandro Tavartkiladze						
1	11:23:22.552	1:58.323		37.613		

Lap	Time of Day	Lap Tm	Gap	S1	S2	S3
(10) Giorgi Bezhitashvili						
1	11:23:07.278	1:58.753		37.726		
p2	11:26:56.462	3:49.184	+1:50.431	37.747		
3	11:29:22.129	2:25.667	-1:23.517			
4	11:31:28.175	2:06.046	-19.621	39.719		
5	11:33:28.074	1:59.899	-6.147	37.971		
6	11:35:28.128	2:00.054	+0.155	38.088		
7	11:37:29.350	2:01.222	+1.168	38.277		
8	11:39:52.478	2:23.128	+21.906	45.793		
9	11:42:05.333	2:12.855	-10.273	42.933		
10	11:44:05.320	1:59.987	-12.868	37.799		
11	11:46:14.309	2:08.989	+9.002	38.055		

Lap	Time of Day	Lap Tm	Gap	S1	S2	S3
(22) Shalva Tsikheleshvili						
1	11:23:27.373	1:58.862		37.364		
2	11:25:27.081	1:59.708	+0.846	37.848		
3	11:27:52.506	2:25.425	+25.717	47.140		
4	11:29:52.343	1:59.837	-25.588	37.864		

Lap	Time of Day	Lap Tm	Gap	S1	S2	S3
(7) Nodar Svanidze						
1	11:23:25.106	1:59.655		38.091		
2	11:25:45.664	2:20.558	+20.903	43.448		
3	11:27:46.270	2:00.606	-19.952	38.505		
4	11:30:14.822	2:28.552	+27.946	56.770		
5	11:32:15.629	2:00.807	-27.745	38.554		
p6	11:45:28.416	13:12.787	11:11.980	55.615		
7	11:47:57.290	2:28.874	10:43.913			
8	11:49:57.831	2:00.541	-28.333	38.432		

Lap	Time of Day	Lap Tm	Gap	S1	S2	S3
(79) Sandro Kajaia						
1	11:23:00.741	2:00.526		38.498		
2	11:25:00.869	2:00.128	-0.398	38.162		
3	11:27:29.721	2:28.852	+28.724	56.069		
4	11:29:29.724	2:00.003	-28.849	37.943		
p5	11:33:19.825	3:50.101	+1:50.098	48.649		
6	11:36:03.135	2:43.310	-1:06.791			
7	11:38:09.311	2:06.176	-37.134	38.165		
8	11:40:09.157	1:59.846	-6.330	38.059		
9	11:42:10.002	2:00.845	+0.999	38.418		

Lap	Time of Day	Lap Tm	Gap	S1	S2	S3
(15) Tornike Kiknavelidze						
1	11:23:26.185	2:00.158		38.086		
2	11:25:26.497	2:00.312	+0.154	38.239		
3	11:27:27.271	2:00.774	+0.462	38.281		
4	11:29:28.264	2:00.993	+0.219	38.338		
5	11:31:45.602	2:17.338	+16.345	51.287		
6	11:33:46.482	2:00.880	-16.458	38.444		
7	11:35:47.849	2:01.367	+0.487	38.417		
8	11:38:10.175	2:22.326	+20.959	50.026		
9	11:40:10.590	2:00.415	-21.911	38.032		
10	11:42:11.338	2:00.748	+0.333	38.203		
11	11:44:12.058	2:00.720	-0.028	38.411		

Lap	Time of Day	Lap Tm	Gap	S1	S2	S3
(11) Tornike Maisuradze						
1	11:23:43.877	2:00.284		38.142		
2	11:25:44.538	2:00.661	+0.377	38.036		
3	11:28:30.357	2:45.819	+45.158	1:04.986		
4	11:30:38.454	2:08.097	-37.722	38.171		
5	11:32:40.137	2:01.683	-6.414	38.231		
6	11:35:37.659	2:57.522	+55.839	57.563		
p7	11:45:29.660	9:52.001	+6:54.479	38.442		
8	11:47:58.329	2:28.669	-7:23.332			

Lap	Time of Day	Lap Tm	Gap	S1	S2	S3
9	11:49:58.982	2:00.653	-28.016	38.265		

Lap	Time of Day	Lap Tm	Gap	S1	S2	S3
(85) Irakli Kukhianidze						
1	11:24:08.172	2:00.297		38.055		
2	11:26:08.572	2:00.400	+0.103	37.928		
p3	11:35:37.311	9:28.739	+7:28.339	50.894		
4	11:38:01.662	2:24.351	-7:04.388			
5	11:40:02.039	2:00.377	-23.974	38.146		

Lap	Time of Day	Lap Tm	Gap	S1	S2	S3
(8) Giorgi Tsamalashvili						
1	11:23:10.769	2:01.346		38.091		
2	11:25:11.343	2:00.574	-0.772	38.362		
3	11:27:11.932	2:00.589	+0.015	38.135		
p4	11:31:08.101	3:56.169	+1:55.580	38.549		
5	11:33:29.625	2:21.524	-1:34.645			
6	11:35:30.500	2:00.875	-20.649	38.608		
7	11:37:31.208	2:00.708	-0.167	38.401		

Lap	Time of Day	Lap Tm	Gap	S1	S2	S3
(26) Ushangi Nanava						
1	11:23:11.141	2:01.958		38.116		
2	11:25:13.501	2:02.360	+0.402	39.575		
3	11:27:15.052	2:01.551	-0.809	38.712		
4	11:29:17.473	2:02.421	+0.870	38.528		
5	11:31:28.846	2:11.373	+8.952	46.086		
6	11:33:29.819	2:00.973	-10.400	38.418		
p7	11:47:21.124	13:51.305	11:50.332	38.914		
8	11:49:47.695	2:26.571	11:24.734			

Lap	Time of Day	Lap Tm	Gap	S1	S2	S3
(5) Davit Khelkelaouri						
1	11:23:57.367	2:02.727		38.878		
2	11:25:58.686	2:01.319	-1.408	38.469		
3	11:27:59.897	2:01.211	-0.108	38.517		
4	11:30:01.318	2:01.421	+0.210	38.689		
5	11:32:03.092	2:01.774	+0.353	38.521		
6	11:34:14.282	2:11.190	+9.416	40.011		
7	11:36:40.365	2:26.083	+14.893	38.517		
8	11:39:05.005	2:24.640	-1.443	51.429		
9	11:41:06.192	2:01.187	-23.453	38.385		

Lap	Time of Day	Lap Tm	Gap	S1	S2	S3
(9) Shalva Khukhashvili						
1	11:23:11.709	2:01.454		38.186		
2	11:25:14.569	2:02.860	+1.406	39.287		
3	11:27:15.834	2:01.265	-1.595	38.306		
4	11:29:33.946	2:18.112	+16.847	43.358		
5	11:31:36.159	2:02.213	-15.899	38.624		
6	11:33:38.151	2:01.992	-0.221	38.684		
7	11:35:40.588	2:02.437	+0.445	38.713		
8	11:38:02.890	2:22.302	+19.865	41.604		
9	11:40:04.520	2:01.630	-20.672	38.532		
10	11:42:06.031	2:01.511	-0.119	38.567		
11	11:44:07.562	2:01.531	+0.020	38.365		

Lap	Time of Day	Lap Tm	Gap	S1	S2	S3
(14) Giorgi Kiknadze						
1	11:25:03.916	2:01.721		38.493		
p2	11:29:57.298	4:53.382	+2:51.661	42.317		
3	11:32:18.455	2:21.157	-2:32.225			
4	11:34:20.021	2:01.566	-19.591	38.680		
5	11:36:25.212	2:05.191	+3.625	38.646		
6	11:38:27.679	2:02.467	-2.724	39.063		
7	11:40:30.071	2:02.392	-0.075	38.656		

Lap	Time of Day	Lap Tm	Gap	S1	S2	S3
(95) Giorgi Tserikmazashvili						
1	11:24:11.011	2:36.807		53.020		
2	11:26:16.027	2:05.016	-31.791	38.993		
3	11:28:41.210	2:25.183	+20.167	39.501		
4	11:30:45.715	2:04.505	-20.678	39.118		

Chief of Timing & Scoring

Race Director

Orbits

www.mylaps.com

Licensed to: Rustavi International Motorpark



GTCC 2026 Stage 2


GTCC 2026 Stage 2

RIM (Rustavi Motorpark) 4.120 km

Practice

5/31/2026 10:40 AM

Practice started at 11:18:44



Lap	Time of Day	Lap Tm	Gap	S1	S2	S3	Lap	Time of Day	Lap Tm	Gap	S1	S2	S3
5	11:33:01.619	2:15.904	+11.399	39.355									
6	11:35:07.411	2:05.792	-10.112	39.342									
7	11:37:39.112	2:31.701	+25.909	48.144									
8	11:39:43.212	2:04.100	-27.601	39.342									
9	11:42:30.548	2:47.336	+43.236	56.747									
10	11:44:35.287	2:04.739	-42.597	39.509									
11	11:46:39.453	2:04.166	-0.573	39.252									

(71) Giorgi Metepshishvili

1	11:25:21.354	2:11.283		42.932		
2	11:27:31.539	2:10.185	-1.098	41.640		
3	11:29:42.498	2:10.959	+0.774	42.371		
4	11:31:52.960	2:10.462	-0.497	42.290		
5	11:34:03.416	2:10.456	-0.006	42.517		
p6	11:45:55.163	11:51.747	+9:41.291	41.645		
7	11:48:08.336	2:13.173	-9:38.574			
8	11:50:13.053	2:04.717	-8.456	40.031		

Chief of Timing & Scoring

Race Director

Orbits

www.mylaps.com

Licensed to: Rustavi International Motorpark



GTCC 2026 Stage 2

Sorted on Best Lap time

GTCC 2026 Stage 2

RIM (Rustavi Motorpark) 4.120 km

Qualify 1

5/31/2026 11:40 AM

Qualifying started at 12:15:47

Pos	No.	Name	Best Tm	In Lap	Diff	Laps	Best Speed	S1 Best	S2 Best	S3 Best	2nd Best
1	8	Giorgi Tsamalashvili	1:59.316	1		2	124.309	47.699			1:59.946
2	2	Lado Kukhianidze	1:59.567	1	0.251	2	124.048	47.826			2:00.209
3	5	Davit Khelkhelauri	2:00.784	4	1.468	4	122.798	48.221			2:00.993
4	26	Ushangi Nanava	2:01.166	3	1.850	5	122.411	48.293			2:01.431
5	9	Shalva Khukhashvili	2:01.831	5	2.515	5	121.742	48.253			
6	14	Giorgi Kiknadze	2:01.881	2	2.565	5	121.692	48.513			2:02.578
7	95	Giorgi Tsvetikmazashvili	2:03.417	4	4.101	5	120.178	48.947			2:03.746
8	71	Giorgi Metephshishvili	2:03.843	2	4.527	4	119.765	49.331			2:04.826

Chief of Timing & Scoring

Orbits

Race Director

www.mylaps.com

Licensed to: Rustavi International Motorpark



GTCC 2026 Stage 2


GTCC 2026 Stage 2

RIM (Rustavi Motorpark) 4.120 km

Qualify 1

5/31/2026 11:40 AM

Qualifying started at 12:15:47



Lap	Time of Day	Lap Tm	Gap	S1	S2	S3	Lap	Time of Day	Lap Tm	Gap	S1	S2	S3
(8) Giorgi Tsamalashvili													
1	12:19:53.765	1:59.316		47.699									
2	12:21:53.711	1:59.946	+0.630	48.047									
(2) Lado Kukhianidze													
1	12:19:50.799	1:59.567		47.914									
2	12:21:51.008	2:00.209	+0.642	47.947									
(5) Davit Khelkhelauri													
1	12:20:00.973	2:00.724		48.410									
2	12:22:02.217	2:01.244	+0.520	48.272									
3	12:24:03.210	2:00.993	-0.251	48.348									
4	12:26:03.994	2:00.784	-0.209	48.221									
(26) Ushangi Nanava													
1	12:18:47.066	2:11.621		48.739									
2	12:20:48.497	2:01.431	-10.190	48.739									
3	12:22:49.663	2:01.166	-0.265	48.293									
4	12:24:51.133	2:01.470	+0.304	48.641									
5	12:27:05.419	2:14.286	+12.816	52.343									
(9) Shalva Khukhashvili													
1	12:18:25.893	2:28.384		48.500									
2	12:20:27.180	2:01.287	-27.097	48.500									
3	12:22:28.466	2:01.286	-0.001	48.326									
4	12:24:29.408	2:00.942	-0.344	48.253									
5	12:26:31.239	2:01.831	+0.889	48.340									
(14) Giorgi Kiknadze													
1	12:18:34.303	2:09.915		48.607									
2	12:20:36.184	2:01.881	-8.034	48.607									
3	12:22:38.861	2:02.677	+0.796	48.513									
4	12:24:41.439	2:02.578	-0.099	48.808									
5	12:26:44.125	2:02.686	+0.108	48.732									
(95) Giorgi Tsvenkmazashvili													
1	12:18:37.446	2:14.017		49.009									
2	12:20:41.281	2:03.835	-10.182	49.009									
3	12:22:45.571	2:04.290	+0.455	49.184									
4	12:24:48.988	2:03.417	-0.873	48.947									
5	12:26:52.734	2:03.746	+0.329	49.143									
(71) Giorgi Metepshishvili													
1	12:20:08.236	2:04.826		49.648									
2	12:22:12.079	2:03.843	-0.983	49.637									
3	12:24:19.738	2:07.659	+3.816	49.331									
4	12:26:26.048	2:06.310	-1.349	49.819									

Chief of Timing & Scoring

Race Director

[Handwritten signatures]

Orbits

www.mylaps.com

Licensed to: Rustavi International Motorpark



GTCC 2026 Stage 2

Sorted on Best Lap time

GTCC 2026 Stage 2

RIM (Rustavi Motorpark) 4.120 km

Qualify 2

5/31/2026 12:10 PM

Qualifying started at 12:31:15

Pos	No.	Name	Best Tm	In Lap	Diff	Laps	Best Speed	S1 Best	S2 Best	S3 Best	2nd Best
1	1	Sandro Tavartkiladze	1:58.741	1		3	124.911	47.620			1:59.071
2	10	Giorgi Bezhitashvili	1:59.141	4	0.400	5	124.491	47.476			1:59.160
3	85	Irakli Kukhianidze	1:59.653	2	0.912	5	123.958	47.893			2:00.223
4	79	Sandro Kajaia	1:59.660	4	0.919	5	123.951	48.025			1:59.822
5	22	Shalva Tsikhelashvili	1:59.691	2	0.950	4	123.919	47.825			1:59.816
6	15	Tornike Kiknavelidze	2:00.463	1	1.722	4	123.125	48.082			2:00.766
7	37	Sandro Nebieridze	2:00.843	2	2.102	5	122.738	48.768			2:00.990
8	11	Tornike Maisuradze	2:03.216	4	4.475	4	120.374	48.010			2:17.468
9	7	Nodar Svanidze	2:03.525	2	4.784	4	120.073	48.320			2:06.118

Chief of Timing & Scoring

Race Director

Orbits

www.mylaps.com

Licensed to: Rustavi International Motorpark



GTCC 2026 Stage 2


GTCC 2026 Stage 2

Qualify 2

Qualifying started at 12:31:15

RIM (Rustavi Motorpark) 4.120 km

5/31/2026 12:10 PM



Lap	Time of Day	Lap Tm	Gap	S1	S2	S3	Lap	Time of Day	Lap Tm	Gap	S1	S2	S3
(1) Sandro Tavartkiladze													
1	12:35:11.002	1:58.741											
2	12:37:55.357	2:44.355	+45.614	1:00.239									
3	12:39:54.428	1:59.071	-45.284	47.620									
(10) Giorgi Bezhitashvili													
1	12:33:44.740	2:10.479											
2	12:35:43.900	1:59.160	-11.319	47.476									
3	12:38:05.288	2:21.388	+22.228	58.747									
4	12:40:04.429	1:59.141	-22.247	47.538									
5	12:42:25.598	2:21.169	+22.028	56.331									
(85) Irakli Kukhianidze													
1	12:34:07.496	2:36.698											
2	12:36:07.149	1:59.653	-37.045	47.893									
3	12:38:25.382	2:18.233	+18.580	54.497									
4	12:40:25.605	2:00.223	-18.010	47.972									
5	12:42:49.158	2:23.553	+23.330	52.622									
(79) Sandro Kajaia													
1	12:33:46.119	2:23.475											
2	12:35:45.941	1:59.822	-23.653	48.278									
3	12:38:06.153	2:20.212	+20.390	57.455									
4	12:40:05.813	1:59.660	-20.552	48.025									
5	12:42:34.296	2:28.483	+28.823	55.804									
(22) Shalva Tsikhelashvili													
1	12:35:15.373	1:59.816		48.036									
2	12:37:15.064	1:59.691	-0.125	47.825									
3	12:39:17.200	2:02.136	+2.445	49.287									
4	12:41:24.202	2:07.002	+4.866	47.899									
(15) Tornike Kiknavelidze													
1	12:35:16.884	2:00.463		48.313									
2	12:37:17.650	2:00.766	+0.303	48.128									
3	12:39:18.456	2:00.806	+0.040	48.427									
4	12:41:28.705	2:10.249	+9.443	48.082									
(37) Sandro Nebiendze													
1	12:33:46.656	2:11.047											
2	12:35:47.499	2:00.843	-10.204	48.991									
3	12:37:48.489	2:00.990	+0.147	48.768									
4	12:39:50.301	2:01.812	+0.822	48.928									
5	12:42:36.934	2:46.633	+44.821	1:13.988									
(11) Tornike Maisuradze													
1	12:35:18.198	2:00.131		48.010									
2	12:37:18.869	2:00.671	+0.540	48.191									
3	12:39:36.337	2:17.468	+16.797	57.142									
4	12:41:39.553	2:03.216	-14.252	48.607									
(7) Nodar Svanidze													
1	12:35:13.728	2:00.337		48.320									
2	12:37:17.253	2:03.525	+3.188	48.558									
3	12:39:34.731	2:17.478	+13.953	57.381									
4	12:41:40.849	2:06.118	-11.360	48.790									

Chief of Timing & Scoring

Race Director

Orbits

www.mylaps.com

Licensed to: Rustavi International Motorpark



GTCC 2026 Stage 2

GTCC 2026 Stage 2

Qualify all

RIM (Rustavi Motorpark) 4.120 km

Pos	No.	Name	Car	R1. Best Tm	R2. Best Tm
1	1	Sandro Tavartkiladze	BMW 330i 2005		
2	10	Giorgi Bezhitashvili	BMW 330i 2005		1:58.741
3	8	Giorgi Tsamalashvili	BMW 330i 2006		1:59.141
4	2	Lado Kukhianidze	BMW 330i 2010	1:59.316	
5	85	Irakli Kukhianidze	BMW 330i 2007	1:59.567	
6	79	Sandro Kajaia	BMW 325i 2005		1:59.653
7	22	Shalva Tsikhelashvili	BMW 328i 2007		1:59.660
8	15	Tornike Kiknavelidze	BMW 328 2010		1:59.691
9	5	Davit Khelkheldauri	BMW 328i 2007		2:00.463
10	37	Sandro Nebieridze	BMW 330i 2008	2:00.784	
11	26	Ushangi Nanava	BMW 330i 2005		2:00.843
12	9	Shalva Khukhashvili	BMW 330i 2005	2:01.166	
13	14	Giorgi Kiknadze	BMW 330i 2009	2:01.831	
14	11	Tornike Maisuradze	BMW 328i 2007	2:01.881	
15	95	Giorgi Tserikmazashvili	BMW 330Ci 2006		2:03.216
16	7	Nodar Svanidze	BMW 330i 2006	2:03.417	
17	71	Giorgi Metephshishvili	BMW 330i 2006	2:03.843	2:03.525

Chief of Timing & Scoring

Race Director

Orbits

www.mylaps.com

Licensed to: Rustavi International Motorpark



GTCC 2026 Stage 2

GTCC 2026 Stage 2

RIM (Rustavi Motorpark) 4.120 km

Race 1

5/31/2026 02:10 PM

Race

POLE POSITION

1	1 Sandro Tavartkiladze 1:58.741	2	10 Giorgi Bezhitashvili 1:59.141
2	8 Giorgi Tsamalashvili 1:59.316	4	2 Lado Kukhianidze 1:59.567
3	5 Irakli Kukhianidze 1:59.653	6	79 Sandro Kajala 1:59.660
4	22 Shalva Tsikhelashvili 1:59.691	8	15 Tornike Kiknavelidze 2:00.463
5	5 Davit Khelkhelauri 2:00.784	10	37 Sandro Nebieridze 2:00.843
6	26 Ushangi Nanava 2:01.166	12	9 Shalva Khukhashvili 2:01.831
7	14 Giorgi Kiknadze 2:01.881	14	11 Tornike Maisuradze 2:03.216
8	95 Giorgi Tserikmazashvili 2:03.417	16	71 Giorgi Metephshishvili 2:03.843
9	7 Nodar Svanidze 2:03.525		

Chief of Timing & Scoring

Race Director

Orbits

www.mylaps.com

Licensed to: Rustavi International Motorpark



GTCC 2026 Stage 2

GTCC 2026 Stage 2

RIM (Rustavi Motorpark) 4.120 km

Race 2

5/31/2026 05:10 PM

Race (12 Laps)

POLE POSITION

Rank	Driver	Rank	Driver
1	85 Irakli Kukhianidze	2	9 Shalva Khukhashvili
2	2 Lado Kukhianidze	4	15 Tornike Kiknavelidze
3	5 Davit Khelkhelauri	6	22 Shalva Tsikhelashvili
4	1 Sandro Tavartkiladze	8	26 Ushangi Nanava
5	14 Giorgi Kiknadze	10	10 Giorgi Bezhitashvili
6	7 Nodar Svanidze	12	11 Tornike Maisuradze
7	95 Giorgi Tsvetikmazashvili	14	71 Giorgi Metephshishvili
8	79 Sandro Kajaia		

Chief of Timing & Scoring

Race Director

Orbits

www.mylaps.com

Licensed to: Rustavi International Motorpark



GTCC 2026 Stage 2

Sorted on Laps

GTCC 2026 Stage 2

RIM (Rustavi Motorpark) 4.120 km

Race 1

5/31/2026 02:10 PM

Race (12 Laps) started at 14:13:57

Pos	No.	Name	Laps	Diff	Total Tm	Best Tm	Avg. Speed
1	1	Sandro Tavartkiladze	12		1:02:53.914	1:59.362	47.162
2	10	Giorgi Bezhitashvili	12	0.471	1:02:54.385	1:59.416	47.156
3	22	Shalva Tsikhelashvili	12	2.315	1:02:56.229	2:00.401	47.133
4	5	Davit Khelkhelauri	12	10.329	1:03:04.243	2:01.047	47.033
5	15	Tornike Kiknavelidze	12	11.528	1:03:05.442	2:00.917	47.018
6	2	Lado Kukhianidze	12	12.032	1:03:05.946	2:00.434	47.012
7	9	Shalva Khukhashvili	12	12.806	1:03:06.720	2:01.170	47.002
8	85	Irakli Kukhianidze	12	14.279	1:03:08.193	2:00.654	46.984
9	26	Ushangi Nanava	12	20.557	1:03:14.471	2:01.385	46.906
10	14	Giorgi Kiknadze	12	21.640	1:03:15.554	2:01.464	46.893
11	7	Nodar Svanidze	12	29.750	1:03:23.664	2:01.091	46.793
12	11	Tornike Maisuradze	12	30.808	1:03:24.722	2:01.163	46.780
13	95	Giorgi Tsvetikmazashvili	12	31.373	1:03:25.287	2:03.501	46.773
14	71	Giorgi Metephshishvili	12	58.474	1:03:52.388	2:05.367	46.442
15	8	Giorgi Tsamalashvili	4	8 Laps	7:49.097	1:59.424	126.473
16	79	Sandro Kajaia	4	8 Laps	7:53.982	2:00.190	125.169
17	37	Sandro Nebieridze	3	9 Laps	5:57.313	2:01.299	124.529

Margin of Victory	Avg. Speed	Best Lap Tm	Best Speed	Best Lap by
0.471	47.162	1:59.362	124.261	1 - Sandro Tavartkiladze

Chief of Timing & Scoring

Race Director

Orbits

www.mylaps.com

Licensed to: Rustavi International Motorpark



ბაბუკიანი

GTCC 2026 Stage 2


RIM (Rustavi Motorpark) 4.120 km

GTCC 2026 Stage 2

Race 1

5/31/2026 02:10 PM

Race (12 Laps) started at 14:13:57



Lap	Time of Day	Lap Tm	Gap	S1	S2	S3
(1) Sandro Tavartkiladze						
1	14:15:46.056					
2	14:17:45.418	1:59.362		47.846		
3	14:19:44.786	1:59.368	+0.006	47.811		
4	14:21:44.360	1:59.574	+0.206	47.781		
5	15:18:02.536	37:50.482	35:50.908	1:10.459		
6	15:20:02.411	1:59.875	35:50.607	48.001		
7	15:22:02.189	1:59.778	-0.097	47.932		
8	15:24:03.278	2:01.089	+1.311	48.022		
9	15:26:03.339	2:00.061	-1.028	47.790		
10	15:28:04.641	2:01.302	+1.241	48.031		
11	15:30:05.947	2:01.306	+0.004	48.777		
12	15:32:06.459	2:00.512	-0.794	48.400		

Lap	Time of Day	Lap Tm	Gap	S1	S2	S3
(10) Giorgi Bezhtashvili						
1	14:15:46.598					
2	14:17:46.076	1:59.478		47.727		
3	14:19:45.492	1:59.416	-0.062	47.701		
4	14:21:45.303	1:59.811	+0.395	47.655		
5	15:18:02.960	37:50.164	35:50.353	1:11.226		
6	15:20:02.869	1:59.909	35:50.255	47.853		
7	15:22:02.705	1:59.836	-0.073	47.863		
8	15:24:03.618	2:00.913	+1.077	47.752		
9	15:26:03.727	2:00.109	-0.804	47.683		
10	15:28:04.814	2:01.087	+0.978	47.890		
11	15:30:06.330	2:01.516	+0.429	48.854		
12	15:32:06.930	2:00.600	-0.916	47.937		

Lap	Time of Day	Lap Tm	Gap	S1	S2	S3
(22) Shalva Tsikheleshvili						
1	14:15:49.409					
2	14:17:49.982	2:00.573		48.184		
3	14:19:50.383	2:00.401	-0.172	47.919		
4	14:21:50.891	2:00.508	+0.107	47.851		
5	15:18:03.542	37:48.968	35:48.460	1:11.359		
6	15:20:04.209	2:00.667	35:48.301	48.044		
7	15:22:04.877	2:00.668	+0.001	48.053		
8	15:24:05.597	2:00.720	+0.052	47.994		
9	15:26:06.285	2:00.688	-0.032	47.991		
10	15:28:07.015	2:00.730	+0.042	48.299		
11	15:30:07.908	2:00.893	+0.163	48.315		
12	15:32:08.774	2:00.866	-0.027	48.176		

Lap	Time of Day	Lap Tm	Gap	S1	S2	S3
(85) Irakli Kukhianidze						
1	14:15:48.278					
2	14:17:49.045	2:00.767		48.059		
3	14:19:49.699	2:00.654	-0.113	48.216		
4	14:21:51.292	2:01.593	+0.939	48.127		
5	15:18:04.284	37:48.710	35:47.117	1:12.602		
6	15:20:04.944	2:00.660	35:48.050	48.155		
7	15:22:06.285	2:01.341	+0.681	48.406		
8	15:24:08.396	2:02.111	+0.770	48.390		
9	15:26:10.903	2:02.507	+0.396	49.081		
10	15:28:12.495	2:01.592	-0.915	48.626		
11	15:30:14.216	2:01.721	+0.129	48.635		
12	15:32:15.738	2:01.522	-0.199	48.593		

Lap	Time of Day	Lap Tm	Gap	S1	S2	S3
(5) Davit Khelkelauni						
1	14:15:51.460					
2	14:17:52.507	2:01.047		48.248		
3	14:19:53.671	2:01.164	+0.117	48.380		
4	14:21:54.727	2:01.056	-0.108	48.082		
5	15:18:04.921	37:47.231	35:46.175	1:13.108		
6	15:20:07.191	2:02.270	35:44.961	49.516		
7	15:22:08.790	2:01.599	-0.671	48.871		
8	15:24:10.594	2:01.804	+0.205	48.383		

Lap	Time of Day	Lap Tm	Gap	S1	S2	S3
9	15:26:12.341	2:01.747	-0.057	48.467		
10	15:28:13.810	2:01.469	-0.278	48.526		
11	15:30:15.517	2:01.707	+0.238	48.467		
12	15:32:16.788	2:01.271	-0.436	48.457		

Lap	Time of Day	Lap Tm	Gap	S1	S2	S3
(15) Tomike Kiknavelidze						
1	14:15:50.858					
2	14:17:51.994	2:01.136		48.152		
3	14:19:53.081	2:01.087	-0.049	48.199		
4	14:21:53.998	2:00.917	-0.170	48.252		
5	15:18:05.240	37:47.931	35:47.014	1:13.158		
6	15:20:07.085	2:01.845	35:46.086	48.978		
7	15:22:08.326	2:01.241	-0.604	48.700		
8	15:24:10.871	2:02.545	+1.304	48.554		
9	15:26:12.748	2:01.877	-0.668	48.467		
10	15:28:14.469	2:01.721	-0.156	48.425		
11	15:30:16.239	2:01.770	+0.049	48.639		
12	15:32:17.987	2:01.748	-0.022	48.784		

Lap	Time of Day	Lap Tm	Gap	S1	S2	S3
(2) Lado Kukhianidze						
1	14:15:49.237					
2	14:17:51.550	2:02.313		48.544		
3	14:19:51.984	2:00.434	-1.879	48.140		
4	14:21:58.842	2:06.858	+6.424	48.124		
5	15:18:06.330	37:47.536	35:40.678	1:13.399		
6	15:20:08.934	2:02.604	35:44.932	48.563		
7	15:22:09.765	2:00.831	-1.773	48.261		
8	15:24:11.392	2:01.627	+0.796	48.346		
9	15:26:13.485	2:02.093	+0.466	48.479		
10	15:28:14.851	2:01.366	-0.727	48.304		
11	15:30:16.559	2:01.708	+0.342	48.800		
12	15:32:18.491	2:01.932	+0.224	48.708		

Lap	Time of Day	Lap Tm	Gap	S1	S2	S3
(9) Shalva Khukhashvili						
1	14:15:51.619					
2	14:17:52.789	2:01.170		48.564		
3	14:19:54.535	2:01.746	+0.576	48.476		
4	14:21:55.965	2:01.430	-0.316	48.344		
5	15:18:05.887	37:47.764	35:46.334	1:13.232		
6	15:20:09.590	2:03.703	35:44.061	48.847		
7	15:22:10.850	2:01.260	-2.443	48.415		
8	15:24:12.692	2:01.842	+0.582	48.402		
9	15:26:14.336	2:01.644	-0.198	48.360		
10	15:28:15.614	2:01.278	-0.366	48.309		
11	15:30:17.556	2:01.942	+0.664	48.606		
12	15:32:19.265	2:01.709	-0.233	48.356		

Lap	Time of Day	Lap Tm	Gap	S1	S2	S3
(26) Ushangi Nanava						
1	14:15:52.517					
2	14:17:55.712	2:03.195		48.820		
3	14:19:57.902	2:02.190	-1.005	48.364		
4	14:22:05.371	2:07.469	+5.279	48.559		
5	15:18:08.616	37:46.787	35:39.318	1:13.555		
6	15:20:11.955	2:03.339	35:43.448	48.982		
7	15:22:13.340	2:01.385	-1.954	48.728		
8	15:24:17.084	2:03.744	+2.359	49.021		
9	15:26:20.455	2:03.371	-0.373	48.323		
10	15:28:22.416	2:01.961	-1.410	48.966		
11	15:30:24.486	2:02.070	+0.109	48.435		
12	15:32:27.016	2:02.530	+0.460	48.694		

Lap	Time of Day	Lap Tm	Gap	S1	S2	S3
(11) Tomike Maisuradze						
1	14:15:54.062					
2	14:17:56.505	2:02.443		48.007		
3	14:19:57.668	2:01.163	-1.280	48.000		
4	14:22:02.076	2:04.408	+3.245	48.581		

Chief of Timing & Scoring

Race Director

Orbits

www.mylaps.com

Licensed to: Rustavi International Motorpark



ბნბსბშბ

GTCC 2026 Stage 2

GTCC 2026 Stage 2

RIM (Rustavi Motorpark) 4.120 km

Race 1

5/31/2026 02:10 PM

Race (12 Laps) started at 14:13:57

Lap	Time of Day	Lap Tm	Gap	S1	S2	S3	Lap	Time of Day	Lap Tm	Gap	S1	S2	S3
5	15:18:07.594	37:47.149	35:42.741	1:12.276			1	14:15:47.357					
6	15:20:10.792	2:03.198	35:43.951	48.426			2	14:17:46.781	1:59.424		47.635		
7	15:22:12.133	2:01.341	-1.857	48.199			3	14:19:46.807	2:00.026	+0.602	47.777		
8	15:24:16.050	2:03.917	+2.576	48.976			4	14:21:46.735	1:59.928	-0.098	47.796		
9	15:26:20.108	2:04.058	+0.141	48.557									
10	15:28:22.043	2:01.935	-2.123	48.784									
11	15:30:24.225	2:02.182	+0.247	48.260									
12	15:32:27.267	2:03.042	+0.860	49.241									

(79) Sandro Kajaia

1	14:15:50.246					
2	14:17:51.028	2:00.782		48.119		
3	14:19:51.218	2:00.190	-0.592	48.052		
4	14:21:51.620	2:00.402	+0.212	47.983		

(14) Giorgi Kiknadze

1	14:15:53.247					
2	14:17:57.101	2:03.854		48.309		
3	14:19:59.655	2:02.554	-1.300	49.449		
4	14:22:03.004	2:03.349	+0.795	48.465		
5	15:18:08.383	37:47.182	35:43.833	1:12.732		
6	15:20:11.673	2:03.290	35:43.892	48.844		
7	15:22:13.137	2:01.464	-1.826	48.545		
8	15:24:15.465	2:02.328	+0.864	48.694		
9	15:26:18.947	2:03.482	+1.154	48.773		
10	15:28:21.201	2:02.254	-1.228	48.760		
11	15:30:23.940	2:02.739	+0.485	48.821		
12	15:32:28.099	2:04.159	+1.420	50.057		

(37) Sandro Nebieridze

1	14:15:52.207					
2	14:17:53.652	2:01.445		48.687		
3	14:19:54.951	2:01.299	-0.146	48.368		

(7) Nodar Svanidze

1	14:15:54.578					
2	14:17:57.479	2:02.901		48.253		
3	14:19:58.570	2:01.091	-1.810	48.728		
4	14:22:01.266	2:02.696	+1.605	48.174		
5	15:18:07.244	37:47.750	35:45.054	1:12.906		
6	15:20:10.419	2:03.175	35:44.575	48.531		
7	15:22:11.693	2:01.274	-1.901	48.267		
8	15:24:16.414	2:04.721	+3.447	49.154		
9	15:26:20.276	2:03.862	-0.859	48.716		
10	15:28:26.639	2:06.363	+2.501	53.055		
11	15:30:28.775	2:02.136	-4.227	49.033		
12	15:32:31.209	2:02.434	+0.298	49.041		

(95) Giorgi Tsvenkmezashvili

1	14:16:00.065					
2	14:18:09.554	2:09.489		48.866		
3	14:20:13.055	2:03.501	-5.988	49.272		
4	14:22:28.962	2:15.907	+12.406	49.354		
5	15:18:09.841	37:47.371	35:31.464	1:13.549		
6	15:20:13.587	2:03.746	35:43.625	48.602		
7	15:22:17.670	2:04.083	+0.337	49.575		
8	15:24:21.493	2:03.823	-0.260	49.161		
9	15:26:25.913	2:04.420	+0.597	48.847		
10	15:28:29.951	2:04.038	-0.382	49.744		
11	15:30:33.878	2:03.927	-0.111	49.301		
12	15:32:37.832	2:03.954	+0.027	49.147		

(71) Giorgi Metepshishvili

1	14:16:10.847					
2	14:18:18.533	2:07.686		49.469		
3	14:20:25.235	2:06.702	-0.984	50.236		
4	14:22:36.735	2:11.500	+4.798	49.868		
5	15:18:10.955	37:48.072	35:36.572	1:13.447		
6	15:20:16.351	2:05.396	35:42.676	49.105		
7	15:22:34.423	2:18.072	+12.676	49.875		
8	15:24:41.431	2:07.008	-11.064	50.182		
9	15:26:47.350	2:05.919	-1.089	50.304		
10	15:28:53.092	2:05.742	-0.177	49.933		
11	15:30:58.459	2:06.367	-0.375	49.898		
12	15:33:04.933	2:06.474	+1.107	49.655		

(8) Giorgi Tsamalashvili

Chief of Timing & Scoring

Race Director

Orbits

www.mylaps.com

Licensed to: Rustavi International Motorpark

GTCC 2026 Stage 2


GTCC Stage 2

Race 2

Race (15 Laps) started at 18:02:04

Rustavi 4,100 km

31.05.2026 15:00



Lap	Lap Tm	Diff	Time of Day
(10) Giorgi Bezhitashvili			
1			18:04:09.666
2	2:01.148	+1.280	18:06:10.814
3	2:02.179	+2.311	18:08:12.993
4	2:01.218	+1.350	18:10:14.211
5	2:00.130	+0.262	18:12:14.341
6	2:00.467	+0.599	18:14:14.808
7	2:00.547	+0.679	18:16:15.355
8	2:00.215	+0.347	18:18:15.570
9	12:50.326	+10:50.458	18:31:05.896
10	1:59.868		18:33:05.764
11	2:00.481	+0.613	18:35:06.245
12	2:03.742	+3.874	18:37:09.987

Lap	Lap Tm	Diff	Time of Day
(9) Shalva Khukhashvili			
1			18:04:06.523
2	2:00.567		18:06:07.090
3	2:04.991	+4.424	18:08:12.081
4	2:01.907	+1.340	18:10:13.988
5	2:02.937	+2.370	18:12:16.925
6	2:00.672	+0.105	18:14:17.597
7	2:00.608	+0.041	18:16:18.205
8	2:01.277	+0.710	18:18:19.482
9	12:47.154	+10:46.587	18:31:06.636
10	2:01.087	+0.520	18:33:07.723
11	2:00.724	+0.157	18:35:08.447
12	2:05.186	+4.619	18:37:13.633

Lap	Lap Tm	Diff	Time of Day
(22) Shalva Tsikhelashvili			
1			18:04:10.063
2	2:01.297	+1.027	18:06:11.360
3	2:02.749	+2.479	18:08:14.109
4	2:01.572	+1.302	18:10:15.681
5	2:03.209	+2.939	18:12:18.890
6	2:00.791	+0.521	18:14:19.681
7	2:02.496	+2.226	18:16:22.177
8	2:00.270		18:18:22.447
9	12:46.382	+10:46.112	18:31:08.829
10	2:00.976	+0.706	18:33:09.805
11	2:00.326	+0.056	18:35:10.131
12	2:03.673	+3.403	18:37:13.804

Lap	Lap Tm	Diff	Time of Day
(2) Lado Kukhianidze			
1			18:04:09.433
2	2:01.235	+0.955	18:06:10.668
3	2:02.948	+2.668	18:08:13.616
4	2:01.736	+1.456	18:10:15.352
5	2:02.466	+2.186	18:12:17.818
6	2:00.987	+0.707	18:14:18.805
7	2:01.054	+0.774	18:16:19.859
8	2:02.300	+2.020	18:18:22.159
9	12:46.084	+10:45.804	18:31:08.243
10	2:01.188	+0.908	18:33:09.431
11	2:00.280		18:35:09.711
12	2:04.237	+3.957	18:37:13.948

Lap	Lap Tm	Diff	Time of Day
(26) Ushangi Nanava			
1			18:04:10.735
2	2:01.361	+0.968	18:06:12.096
3	2:03.256	+2.863	18:08:15.352
4	2:00.975	+0.582	18:10:16.327
5	2:03.081	+2.688	18:12:19.408
6	2:01.009	+0.616	18:14:20.417
7	2:02.125	+1.732	18:16:22.542
8	2:04.063	+3.670	18:18:26.605

Lap	Lap Tm	Diff	Time of Day
9	12:43.002	+10:42.609	18:31:09.607
10	2:01.179	+0.786	18:33:10.786
11	2:00.393		18:35:11.179
12	2:02.921	+2.528	18:37:14.100

Lap	Lap Tm	Diff	Time of Day
(7) Nodar Svanidze			
1			18:04:13.889
2	2:02.547	+1.548	18:06:16.436
3	2:04.504	+3.505	18:08:20.940
4	2:03.393	+2.394	18:10:24.333
5	2:02.506	+1.507	18:12:26.839
6	2:01.495	+0.496	18:14:28.334
7	2:01.861	+0.862	18:16:30.195
8	2:01.441	+0.442	18:18:31.636
9	12:38.808	+10:37.809	18:31:10.444
10	2:01.564	+0.565	18:33:12.008
11	2:00.999		18:35:13.007
12	2:02.175	+1.176	18:37:15.182

Lap	Lap Tm	Diff	Time of Day
(14) Giorgi Kiknadze			
1			18:04:13.292
2	2:02.189	+0.622	18:06:15.481
3	2:03.447	+1.880	18:08:18.928
4	2:02.125	+0.558	18:10:21.053
5	2:02.095	+0.528	18:12:23.148
6	2:01.567		18:14:24.715
7	2:01.612	+0.045	18:16:26.327
8	2:02.018	+0.451	18:18:28.345
9	12:41.867	+10:40.300	18:31:10.212
10	2:02.084	+0.517	18:33:12.296
11	2:01.706	+0.139	18:35:14.002
12	2:01.740	+0.173	18:37:15.742

Lap	Lap Tm	Diff	Time of Day
(95) Giorgi Tvirikmazashvili			
1			18:04:12.993
2	2:03.141		18:06:16.134
3	2:04.528	+1.387	18:08:20.662
4	2:04.351	+1.210	18:10:25.013
5	2:03.390	+0.249	18:12:28.403
6	2:04.120	+0.979	18:14:32.523
7	2:04.161	+1.020	18:16:36.684
8	2:04.951	+1.810	18:18:41.635
9	12:30.581	+10:27.440	18:31:12.216
10	2:03.861	+0.720	18:33:16.077
11	2:03.467	+0.326	18:35:19.544
12	2:06.611	+3.470	18:37:26.155

Lap	Lap Tm	Diff	Time of Day
(11) Tomike Maisuradze			
1			18:04:11.667
2	2:02.255	+1.293	18:06:13.922
3	2:02.662	+1.700	18:08:16.584
4	2:03.744	+2.782	18:10:20.328
5	2:02.006	+1.044	18:12:22.334
6	2:00.964	+0.002	18:14:23.298
7	2:00.962		18:16:24.260
8	2:06.978	+6.016	18:18:31.238
9	12:44.534	+10:43.572	18:31:15.772
10	2:16.404	+15.442	18:33:32.176
11	2:20.306	+19.344	18:35:52.482
12	2:21.152	+20.190	18:38:13.634

Lap	Lap Tm	Diff	Time of Day
(15) Tomike Kiknavelidze			
1			18:04:09.658
2	2:03.353	+2.015	18:06:13.011
3	2:02.846	+1.508	18:08:15.857
4	2:01.415	+0.077	18:10:17.272

Lap	Lap Tm	Diff	Time of Day
5	2:02.669	+1.331	18:12:19.941
6	2:01.433	+0.095	18:14:21.374
7	2:01.581	+0.243	18:16:22.955
8	2:01.657	+0.319	18:18:24.612
9	12:44.769	+10:43.431	18:31:09.381
10	2:01.747	+0.409	18:33:11.128
11	2:01.338		18:35:12.466

Lap	Lap Tm	Diff	Time of Day
(1) Sandro Tavartkiladze			
1			18:04:09.568
2	1:59.776		18:06:09.344
3	2:04.005	+4.229	18:08:13.349
4	2:01.109	+1.333	18:10:14.458
5	2:09.179	+9.403	18:12:23.637
6	2:15.715	+15.939	18:14:39.352
7	2:07.064	+7.288	18:16:46.416
8	2:08.388	+8.612	18:18:54.804
9	12:17.537	+10:17.761	18:31:12.341
10	2:02.665	+2.889	18:33:15.006

Lap	Lap Tm	Diff	Time of Day
(5) David Khelkelauro			
1			18:09:52.891
2	2:04.511	+2.660	18:11:57.402
3	2:03.391	+1.540	18:14:00.793
4	2:03.682	+1.831	18:16:04.475
5	2:02.631	+0.780	18:18:07.106
6	2:13.248	+11.397	18:20:20.354
7	10:55.537	+8:53.686	18:31:15.891
8	2:02.775	+0.924	18:33:18.666
9	2:01.851		18:35:20.517
10	2:12.315	+10.464	18:37:32.832

Lap	Lap Tm	Diff	Time of Day
(71) Giorgi Metepshishvili			
1			18:10:55.729
2	2:06.617	+3.859	18:13:02.346
3	2:06.120	+3.362	18:15:08.466
4	2:06.106	+3.348	18:17:14.572
5	2:06.430	+3.672	18:19:21.002
6	11:52.816	+9:50.058	18:31:13.818
7	2:03.343	+0.585	18:33:17.161
8	2:02.758		18:35:19.919
9	2:18.574	+15.816	18:37:38.493

Lap	Lap Tm	Diff	Time of Day
(85) Irakli Kukhianidze			
1			18:04:07.390
2	2:00.807	+0.029	18:06:08.197
3	2:04.978	+4.200	18:08:13.175
4	2:01.605	+0.827	18:10:14.780
5	2:03.557	+2.779	18:12:18.337
6	2:01.058	+0.280	18:14:19.395
7	2:02.067	+1.289	18:16:21.462
8	2:00.778		18:18:22.240

Lap	Lap Tm	Diff	Time of Day
(79) Sandro Kajaia			
1			18:04:14.322

Chief of Timing & Scoring

Race Director

Orbits

www.mylaps.com

sed to: NNLE Georgian National Motorsport Federation